

CHILD & FAMILY SERVICES

Monthly Well-being Report

June 2021



Our Headlines this month

What is working well?

- We are continuing to see a regular decrease of children who are looked after with the lowest amount we have seen in at least 12 months.
- The number of children placed on the register has decreased over June.
- We have continued to see regular case closures in both SCP and Early Help.
- We are now able to report on how many single assessments have involved direct work taking place, with 73% reporting they have undertaken direct work.
- There has been an increase in capacity in the Early Help Hubs as a result of staff returning from leave and 5 new starters. This has meant more families have been able to receive preventative support from the Early Help Hubs.

What are we worried about?

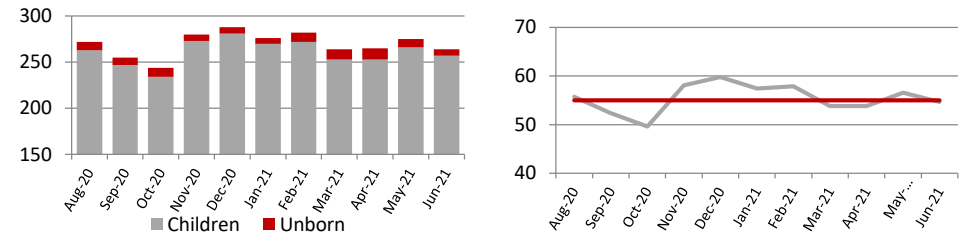
- There has been an increase of referrals passed over to the Integrated Safeguarding Hub and to Supported Care Planning during June. We may see a similar occurrence in July as we approach the start of the school holidays.
- We are now able to report on single assessments in SCP however, as compared to previous reporting, these are in relation to all assessments not just referral triggered. We are however having difficulties connecting reporting across 2 systems (WCCIS AND Paris).
- There are a high number of single assessments overdue, however teams have fed back that they have struggled without having reporting to assist with this.
- 20 ISDs resulted in no further CP action as well as 24 S.47s that resulted in no further CP action raises the question if the threshold for CP involvement was met.
- 12 children were removed from the child protection register at their first review (6 families – 1 family of 2 children were transfer in conference – not first review).
- Child protection statutory visits are at 69% completed in timescales, however we are aware that staff continue to struggle to adapt to recording on the new system.

What we need to do?

- Learning and Improvement Team (LIT) supporting the teams with reports for assessments, to support staff with completion dates.
- Weekly safeguarding meeting to explore ISD/S.47 with no further CP action and cases de-registered at first review.
- LIT continue to work with WCCIS and managers to confirm correct process for data input into the system, with the hope that this will improve performance in July.
- LIT will be supporting the teams to undertake regular auditing to provide further qualitative data in addition to quantitative. SCP recently undertook audits leading up to the assurance visit and will continue to take this forward on a monthly basis.

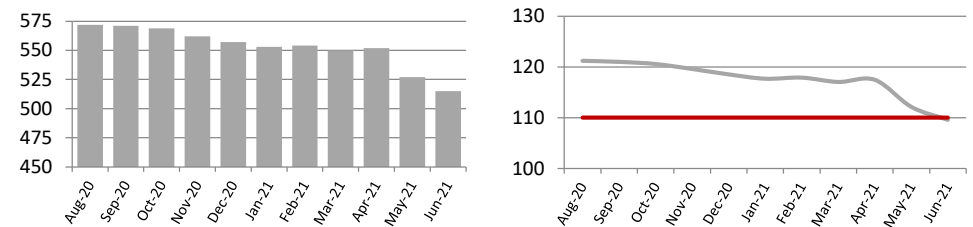
Child Protection

There are **257** (266) children on the child protection register, plus **7** (9) to be registered at birth. This is a **decrease of 11** giving us a rate of **55 Per 10,000**.



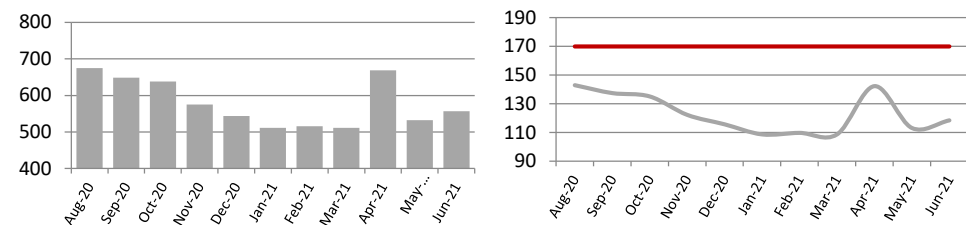
Looked After Children

There are **515** (527) children looked after. This is a **decrease of 12** from last month giving us a rate of **110 Per 10,000**.



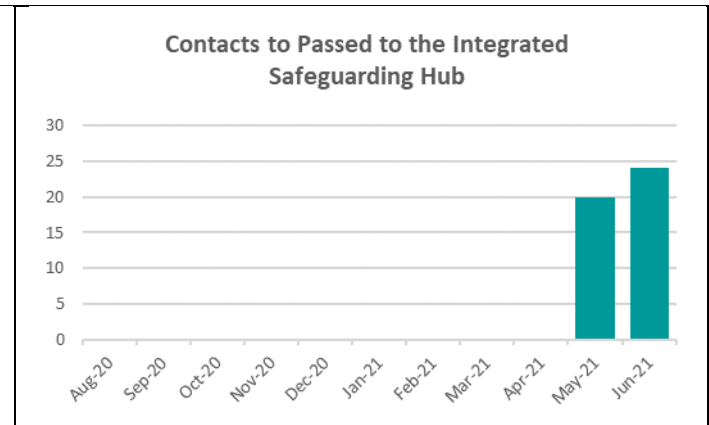
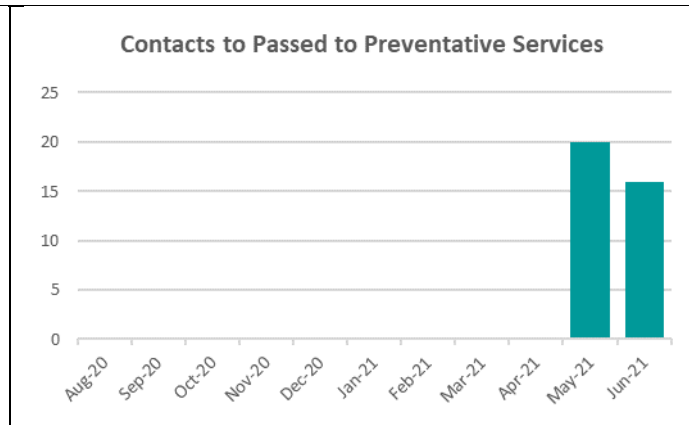
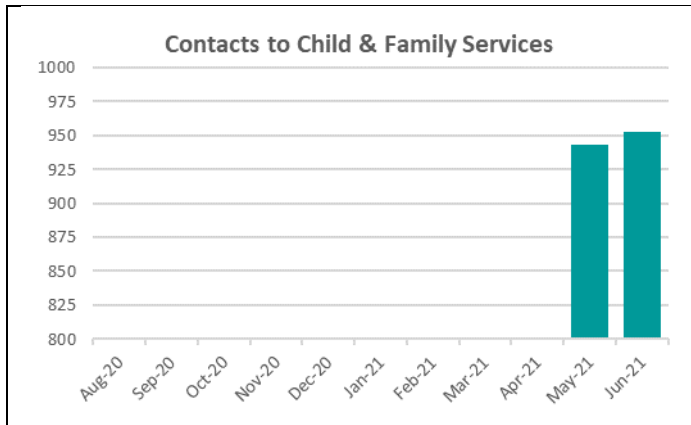
Children in Need of Care and Support

There are **557** (532) children in need of care and support. This is an **increase of 25** from last month giving us a rate of **119 Per 10,000**.



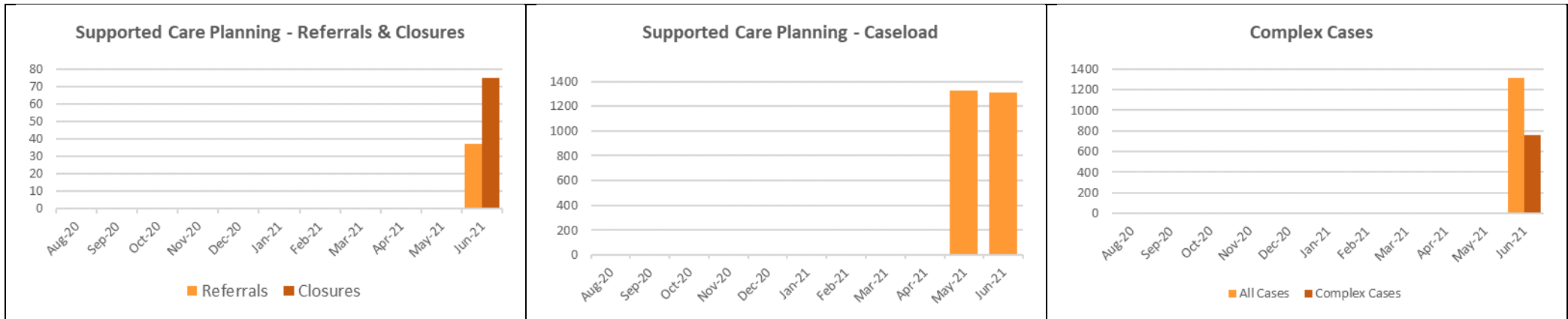
Contacts to Child & Family Services (under 18's)

The total number of contacts received by Child and Family Services: (Inc. Early Help and the Domestic Abuse Hub)	953 (943)	
The number of contacts that were passed from IAA to preventative services : (Inc. Early Help, the Family Wellbeing Team and the Domestic Abuse Hub)	16 (20)	
The number of contacts that were passed from IAA to the Integrated Safeguarding Hub :	24 (20)	

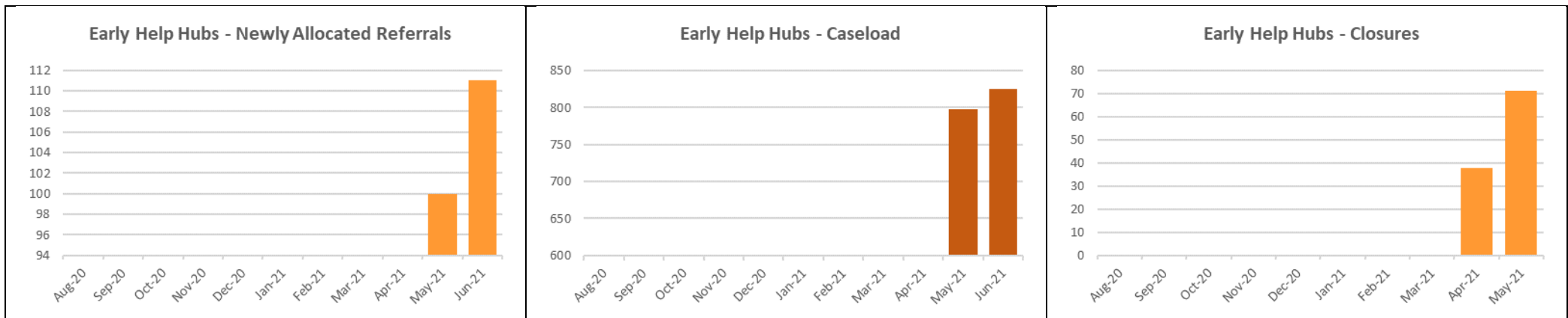


Referrals, Caseload & Closures

Supported Care Planning		
The number of contacts that were passed on for formal assessment :	37 (32)	* There are 143 cases in Bays Plus which are yet to be assigned a key worker on WCCIS due to an issue with migration – this is the majority of referrals 'awaiting allocation'.
The number of referrals awaiting allocation (<i>referral status 'contact received' or 'assigned to team'</i>): (data captured 9 July)	146* (NA)	
The number of cases closed to Child and Family Services during the month:	75 (NA)	
The number of cases supported by Child and Family Services: (data captured 9 July)	1320 (1329)	
Of these, the percentage that represent complex cases (CP & LAC):	58% (NA)	



Early Help Hubs (Inc. Family Wellbeing Team)		
The number of contacts awaiting decision: (data captured 9 July)	60 (50)	<ul style="list-style-type: none"> TCO staffing has impacted on case allocation on the system – increasing those ‘awaiting decision’. Cases however have continued to be allocated via email. There has also been an increase in closures as would be expected around this time due to group closures leading up to the school holidays.
The number of newly allocated referrals:	111 (100)	
The number of cases closed to Early Help Hubs during the month:	71 (38)	
The number of cases supported by Early Help Hubs: (data captured 9 July)	825 (798)	



COVID - Isolation

Supported Care Planning		
The number of Children with suspected or diagnosed COVID:	1 (1)	<ul style="list-style-type: none"> The RAG status report has not been validated at present and currently only captures 'risks' recorded for cases in Supported Care Planning, and not the Early Help Hubs. The report indicates that 'risks' are not being reviewed regularly, with some alerts not being closed down.
The number of Children in isolation due to suspected or diagnosed COVID in the household:	22 (18)	
The number of Children in isolation due to school isolation:	NA	

Assessments

Supported Care Planning – Single Assessment		
The number of Single Assessments due (Inc. referral & non-referral triggers): (data captured 9 July)	218* (NA)	* Figure only includes Single Assessments triggered on WCCIS
The number of Single Assessments that are overdue : (data captured 9 July)	98, 45% (NA)	
The number of Single Assessments Carried out during the month: (data captured 9 July)	28 (NA)	
The number of Single Assessments carried out within timescales :	Report to be developed	
The average number of days (over 42) to complete a Single Assessment:	Report to be developed	
The number of Single Assessments completed which indicate direct work has been undertaken: (5 & Over only)	11, 73% (NA)	

Early Help Hubs – Wellbeing Assessments		
The number of Wellbeing Assessments Carried out during the month: (data captured 13 July)	15 (NA)	

Plans & Reviews

Supported Care Planning – Care and Support Plans

The number of cases with a Care & Support Plan:	541* , 47% (344, 26%)	*Number includes young people over 18 being supported by Bays Plus.
---	--	---

Early Help Hubs – Family Plans & Reviews

The number of cases with a Family Plan / Review:	41 (X)	
--	------------------	--

PLO & Legal Proceedings

PLO

The number of children in PLO:	43 (NA)	Outcomes from PLO and Court to be included in future reports.
The number of children in PLO for less than 13 weeks:	26 (NA)	
The number of children in PLO for more than 13 weeks:	17 (NA)	
Of those in PLO, the number of children in PLO for more than 24 weeks :	3 (NA)	
Of those in PLO, the number of children in PLO for more than 52 weeks :	5 (NA)	

Public Proceedings

The number of children in Public Proceedings:	55 (NA)	
The number of children that have entered Public Proceedings during the month:	4 (NA)	

Child Protection Investigations

Strategy Discussions & Meetings			
	Total	Integrated Safeguarding Hub	Supported Care Planning
Total number of Strategy Discussions / Meetings held during the month:	105 (132)	52 (NA)	53 (NA)
The number of Strategy Discussions / Meetings which require a further discussion:	33 (49)	13 (NA)	20 (NA)
The number of Strategy Discussions / Meetings which initiated a Section 47 enquiry:	43 (43)	27 (NA)	16 (NA)
The number of Strategy Discussions / Meetings which require a Care & Wellbeing Assessment:	3 (2)	3 (NA)	0 (NA)
The number of Strategy Discussions / Meetings where there is no further CP action:	20 (31)	9 (NA)	11 (NA)
The number of Strategy Discussions / Meetings where there is no outcome recorded:	6 (7)	0 (NA)	6 (NA)

Section 47 Enquires			
	Total	Integrated Safeguarding Hub	Supported Care Planning
Total number of Section 47 enquires started during the month:	48 (39)	26 (NA)	22 (NA)
The number of Section 47 enquires which require an Initial Child Protection Conference:	14 (25)	7 (NA)	7 (NA)
The number of Section 47 enquires where the child will continue to be monitored under a Child Protection or Protocol Plan:	3 (7)	0 (NA)	3 (NA)
The number of Section 47 enquires where there is no further CP action or continue with Single Assessment:	23 (4)	17 (NA)	6 (NA)
The number of Section 47 enquires where there is no outcome recorded:	8 (3)	2 (NA)	6 (NA)

Initial & Review Conferences			
The number of Initial Conferences held in timescales during the month:		<ul style="list-style-type: none"> • Reports require further development following validation 	
The number of Review Conferences held on time during the month:			

Child Protection

Child Protection Register

The number of children on the Child Protection Register at the end of the month:	257 (266)	
The percentage of children on the Child Protection Register that have been registered previously:	73, 28% (NA)	
The number of children added to the Child Protection Register:	22 (21)	
The number of children added to the Child Protection Register, who have been registered previously - within 12 months of the previous registration:	4 (NA)	
The number of children removed from the Child Protection Register:	31 (12)	
The number of children removed from the Child Protection Register at their first review:	12, 39% (NA)	
The length of time on the Child Protection Register for those children removed during the month:	246 Days (NA)	

Initial Core Groups

The number of Initial Core Groups Due:		<ul style="list-style-type: none"> Report requires further development / validation due to an issue identified by SCP Team.
The number of Initial Core Groups held within timescales:		

Statutory Visits

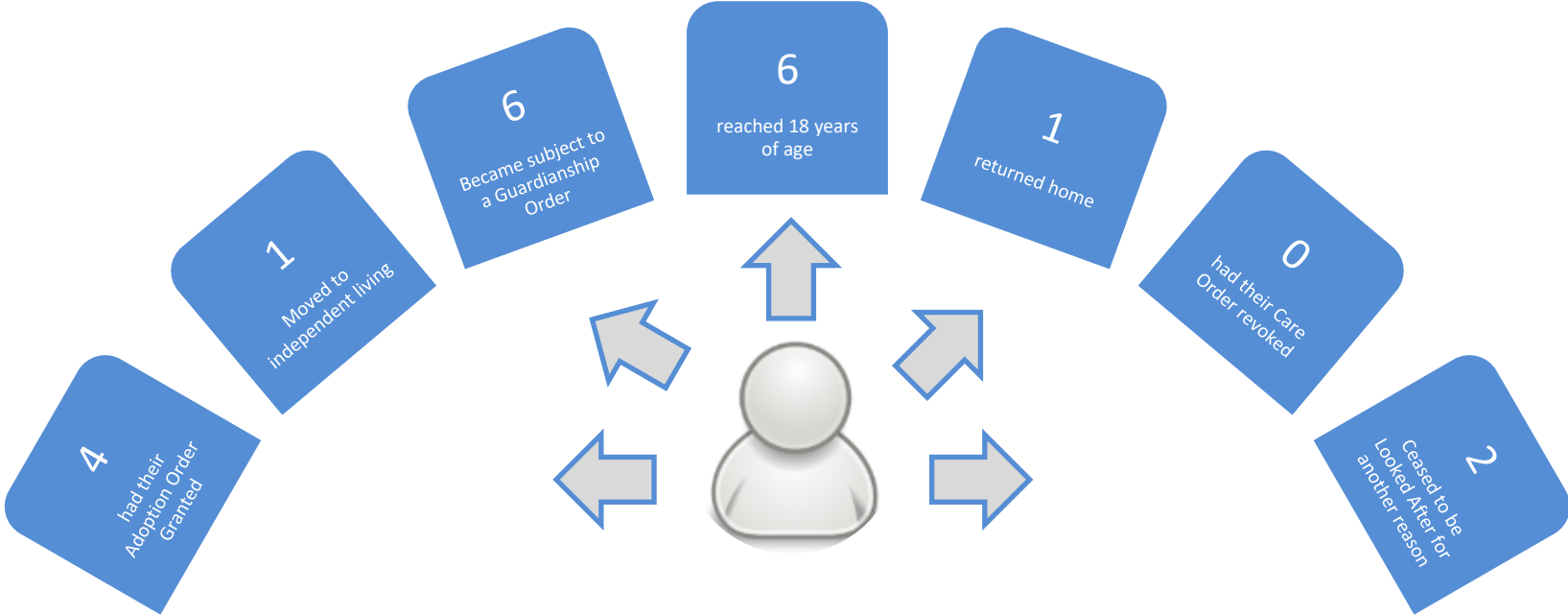
The percentage of visits to children on the Child Protection register that were on time or not overdue : (data captured 8 July)	69% (NA)	
--	--------------------	--

Dual Status

The number of children who are on the Child Protection Register and are Looked After: (data captured 8 July)	17 (27)	
--	-------------------	--

Looked After Children

The number of children who were Looked After at the end of the month:	515 (527)	Outcomes/destinations for those casing to be looked after to be captured.
The number of children becoming looked after during the month:	8 (13)	
The number of children ceasing to be looked after during the month:	20 (28)	



Looked After Children

Permanence		
The number of LAC Reviews carried out during the month:	84 (68)	* No PEPs were due to be returned in June.
The number of PEP's received within 20 school days of becoming looked after:	0* (3)	
The number of cases managed under Special Guardianship Orders and Child Arrangement Orders at the end of the month:	290 (305)	
The number of Children / Young People residing in Bed & Breakfast at any time during the month:	0 (0)	
The number of young people presenting as homeless during the month:	10 (11)	

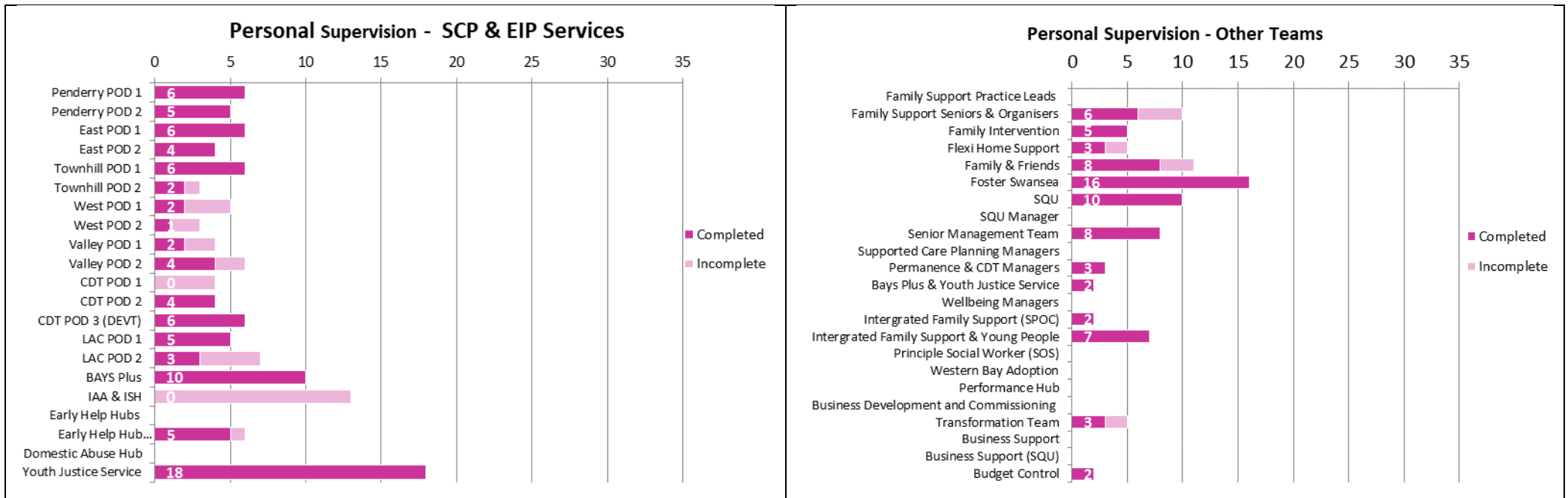
Supervision

Personal Supervision

The percentage of Personal Supervision sessions that took place within prescribed timescales:

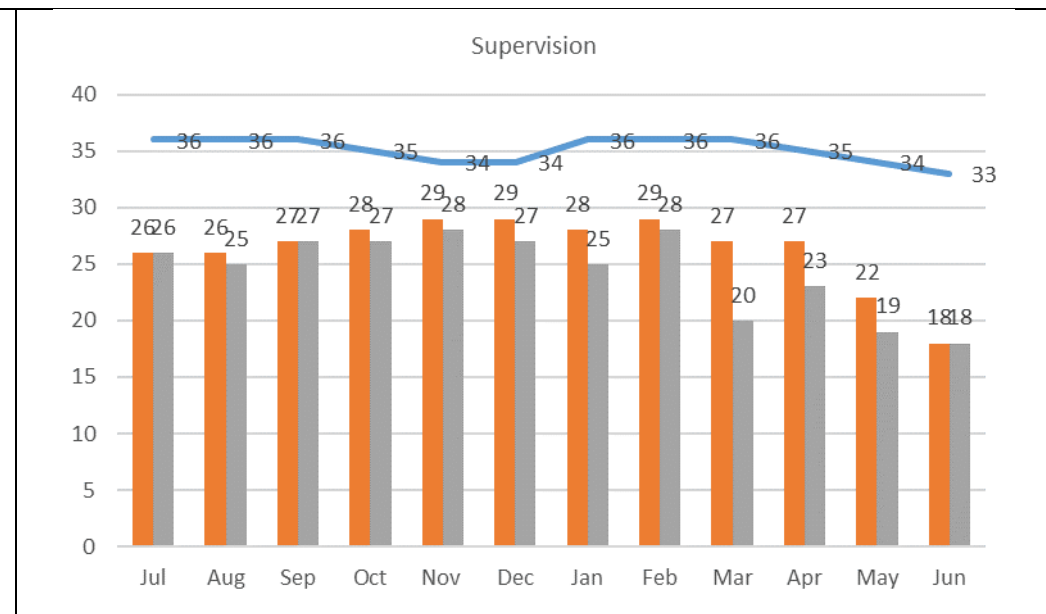
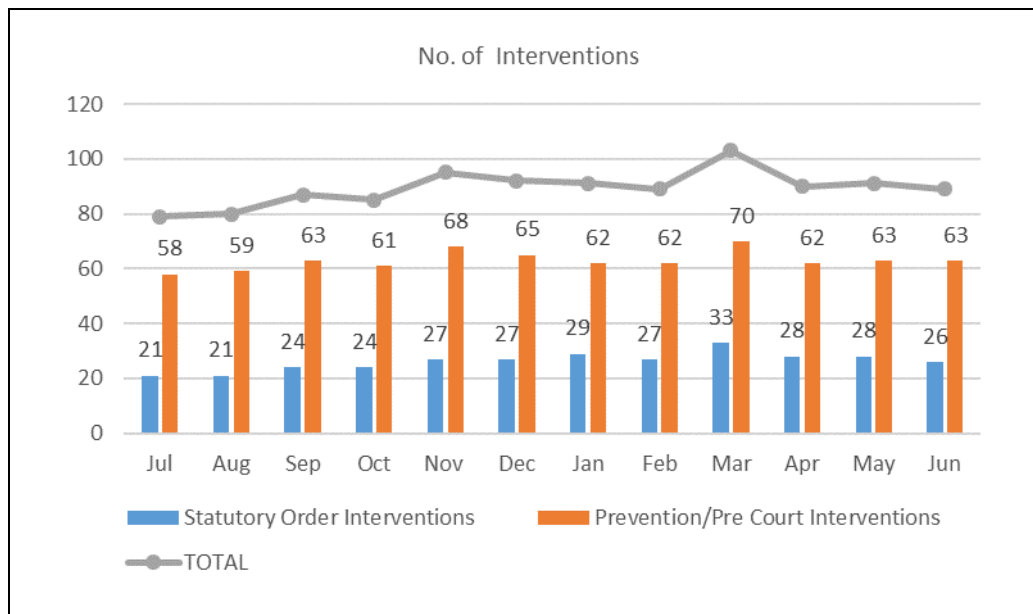
164, 79%
(NA)

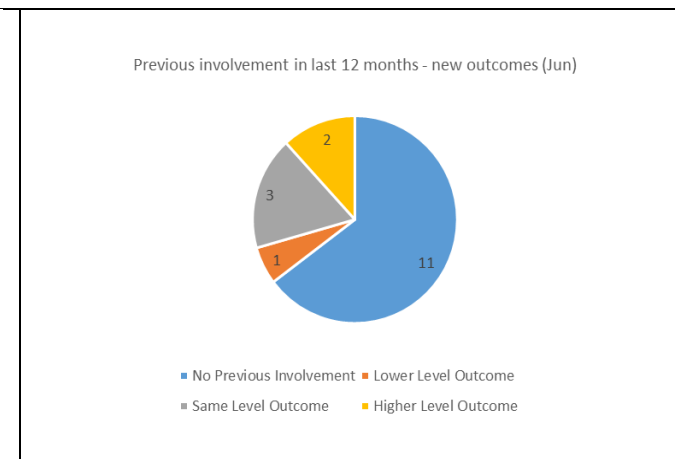
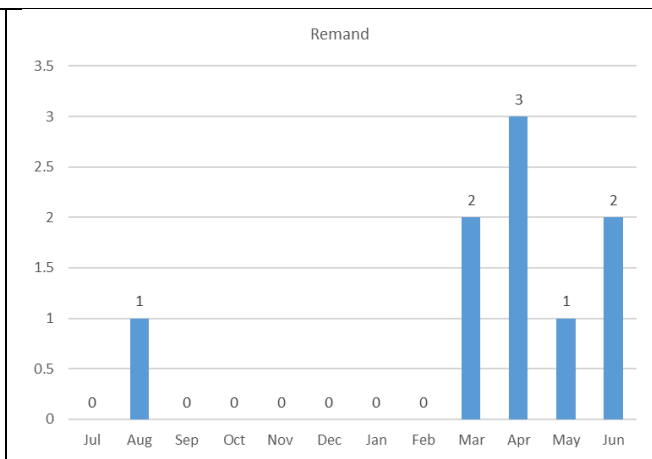
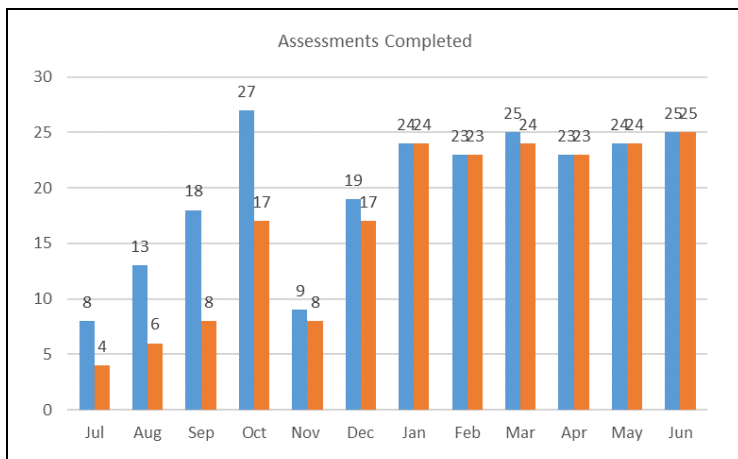
- See graph below for breakdown – while it appears a high percentage of supervisions have taken place, some Teams have not provided feedback.



Youth Justice Service

Total number of Young People open on an Intervention:	90 (91)
Number of young people on Remand:	2 (1)
Number of Asset Plus Assessments completed in the month:	25 (24)
Number of Asset Plus Assessments completed within 20 days:	25 (24)
Number of Supervisions that took place in the month:	18 (19)





What is working well?

- Continued, consistent number of young people open on interventions.
- All assessments completed this month were completed and quality assured within timeframe.
- Of the young people on new interventions in the last month, 11 were not previously known to the service. Of these, 1 had a lower level outcome. This young person was subject to a Referral Order but remained voluntarily open to the service for additional support when that Order ended in June. Three young people had interventions at the same level to their previous intervention.
- We have recently submitted our Youth Justice Plan which focuses on areas of work for the coming year.

What are we worried about?

- Throughout June, the team have continued to function below capacity in respect of Social Work staff and one Practice Lead was working reduced hours during this period. We have had the support of an agency staff member who has been undertaking assessments.
- The data show that there has been a dip in supervisions in the last month. This can be attributed to staff sickness and leave. All staff were offered regular opportunities for case discussion and guidance on a daily basis during this period.
- Of the young people open on new interventions in June, 2 young people received a higher level outcome. One received a Youth Rehabilitation at Court following re-offending while subject to a Referral Order. The other was made subject to a custodial remand following a robbery offence.
- The other young person on remand is currently awaiting sentence which is scheduled for August. Due to the serious nature of the offences a custodial sentence is being considered by the Court.

What do we need to do?

- We have two new Social Workers joining the team over the next couple of months. One is joining on the 19th July and the other on the 23rd August. This will mean the team is at full capacity for Social Work staff. We have also appointed a new Practice Lead following one of our Practice Leads leaving the service at the beginning of July.
- Acknowledging the dip in supervisions, while accepting that this is related to leave and sickness, the team will be reminded of the importance of maintaining regular supervision and this will be closely monitored to ensure that staff are accessing this support.
- Focus over the next few months will be on case audits and developing and improving our review process.